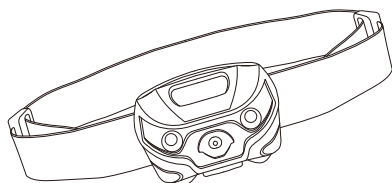


# Blusmart headlamp

<http://www.facebook.com/eblusmart/>



Please carefully read this manual before use.

## User Letter

Dear customer,  
 Hope you are having a good day!  
 Many thanks for purchasing the headlamp from our Amazon store.  
 Our company is always committed to provide the best quality and service to all customers. Whilst we do our best with product control, an unsatisfactory item may pass through once in a while. Our commitment to you is paramount. Please contact us if you have any problems when you receive it. We can start to sort out any issues as soon as you send an E-mail.  
 • If you are satisfied with our headlamp, we will appreciate if you could leave a product

1

review for us and we will also choose some as our VIP customers, and send them our free gift.

• If not, please don't worry, you can contact us by the following information to get our best service:

✉ [service@eblusmart.com](mailto:service@eblusmart.com)  
 💻 [best-service-team@hotmail.com](mailto:best-service-team@hotmail.com)

Kind Regards!  
 Blusmart Customer Service Team

► **The steps to be our VIP Customers are as follows:**

- ① Write a product review on our Amazon listing.
- ② Contact us via E-mail or Skype and send our customer team the screenshot of your review.
- ③ We will choose the best one to send our free gift, even you will get 6 Months Extended Time Warranty .

2

## Detailed Description

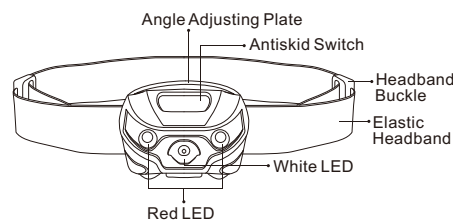
**Brand:** Blusmart  
**Product Dimensions:** 5.5 x 3.5 x 5.5 cm  
**Weight:** 65 Grams  
**Shell Material:** ABS/PC  
**Distance:** 150 Lumens  
**Waterproof Rate:** IPX4  
**Charge Mode:** USB(power bank, car charger, computer port and so on)  
**Application:** Sport, Running, Walking, Camping, Reading, Hiking, Fishing and so on  
**Warranty:** 6 months

3

## ▲ Free gift: you can choose one

 Bike computer	 Chalk markers
 Glue gun	 Bike lock

4



## 5 MODES

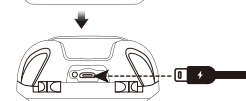
	White LED		Red LED		
ANS/FSC	High	Low	Flashing	Brightness	SOS
Brightness	150LM	40LM	150LM	10LM	10LM
Time of endurance	4H	12H	4H	48H	48H
Irradiation distance	150M	40M	150M	10M	10M

5

► Charging standard: 1 USB Charging cable



► To charge: open the " " seal and insert the USB cable



► The "Red Light" indicates a charging state, the "Green Light" indicates completion.

6



Use the Guiding Video(UK,US)



Benutze das Lehrvideo(DE)